

# ABH - AAH

DELTA absolute filters for unidirectional flows

Product	ABH	AAH
Efficiency* MPPS	99,995 %	99,9995 %
CEN EN 1822 class	H 14	U 15
Final pressure drop	400 Pa	400 Pa
Max. pressure drop	600 Pa	600 Pa
Max. operating temperature	70 °C	70 °C
Max. relative humidity	90 %	90 %

\*Global efficiency. Punctual efficiency has an allowed penetration 5 times higher.

DELTA ABH-AAH absolute filters have mini pleats, are very small and suitable for installation in areas or systems with unidirectional flow diffusion.

The ABH models are made in a wide range of sizes with air flows from 150 to 2260 m<sup>3</sup>/h. All the filters have an extruded anodized aluminium frame, with microdrawn white epoxy painted protective grids. The filtering medium is made of micro-fiber glass, water-proof and fire resistant; the mini pleats have continuous thermal plastic spacers, the sealant is poly-

urethane elastomer. It has a one-piece gasket positioned in its own seat. Thanks to the low pressure drop of the filters, the energy consumption level of the fan is very low. All filters are tested individually and carry a label indicating the performance levels.

**Applications** ABH-AAH filters are designed to be installed in environments with a controlled air contamination level with unidirectional flow diffusion. They can be used to create filtering ceilings

or walls with a surface that complies with the project requirements to reach the need air cleanliness levels in the work areas. The various sizes allow for installation in any kind of plant.

**Installation** ABH-AAH filters can be installed in any position vertical or horizontal in appropriate frames. They are very light, and this makes them easy to install, thus reducing assembly times.

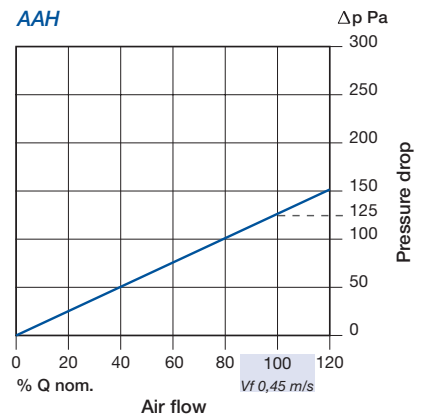
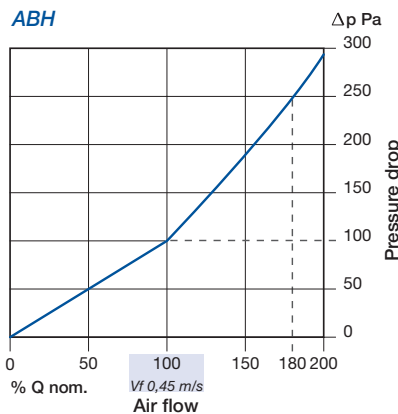
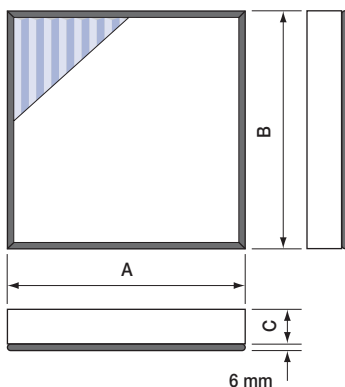
For actual sizes please refer to our Pricelist

Type	Sizes (mm)			Nominal air flow rate Q.		Filtering surface m <sup>2</sup>	Initial pressure drop Pa	
	A	B	C	m <sup>3</sup> /h	m <sup>3</sup> /sx10 <sup>-3</sup> *		ABH	AAH
ABH - AAH								
3	305	x 305	x 78	150	42	2,5	100	125
42	305	x 610	x 78	300	84	5	100	125
43	457	x 457	x 78	340	95	5,5	100	125
41	457	x 610	x 78	450	145	7	100	125
4	610	x 610	x 78	600	167	10	100	125
7	762	x 610	x 78	750	209	12	100	125
8	915	x 610	x 78	900	250	14	100	125
9	1219	x 610	x 78	1200	333	20	100	125
10	1524	x 610	x 78	1500	417	24	100	125
11	1829	x 610	x 78	1800	500	28	100	125

\*1 m<sup>3</sup>/s x 10<sup>-3</sup> = 1 l/s

**Special type:** the filter also comes in a version with low pressure drop (LPD).

## Size - Typical curves



If the filters are used in turbulent flows at max. front velocity, efficiency level drops by 1 class.

