

MAB - MAA

DELTA series absolute filters for unidirectional flows

Product	MAB	MAA
MPPS efficiency*	99,995 %	99,9995 %
CEN EN 1822 classification	H 14	U 15
Suggested final pressure drop	400 Pa	400 Pa
Maximum pressure drop	600 Pa	600 Pa
Maximum operating temperature	70 °C	70 °C
Maximum relative humidity	90 %	90 %

* Average efficiency Punctual efficiency has an admitted penetration rate 5 times higher.

Delta MAB – MAA absolute filters are mini-pleated, with very high filtration efficiency; MAB filters belong to the HEPA class, whereas MAA filters belong to the ULPA class.

They are made of a mini-pleated glass fiber sheet with continuous thermoplastic separators. It is fixed to the frame with a polyurethane sealant. The medium is protected by white epoxy painted micro-drawn steel protection grids. There is also a semi-circular expanded polyurethane one-piece gasket. MAB –MAA filters have a robust construction, high quality and moderate pressure drops which assure a long operating life. All the filters are individually tested through a scanning system to make

sure there are no pinholes in the medium; at the end of the test they are labeled with the test results.

Applications

MAB –MAA filters are used in controlled contamination rooms with laminar flows.

They can be used to create filtration ceilings or walls compliant with project surface requirements to reach the desired air cleanliness levels in the work space.

HEPA class MAB filters meet most of the requirements of controlled contamination rooms; MAA filters, ULPA class, are able to meet the highest air cleanliness requirements.

The numerous sizes available allow you to solve all application requirements.

Installation

MAB –MAA absolute filters can be installed both horizontally and vertically in proper frames where air tightness is assured thanks to the special one-piece gasket, made on the filtration element itself. Their lightness and sturdiness make installation operations easier and this limits installation times.

MAB –MAA filters must be fitted with high efficiency pre-filters to allow them to reach the longest operating life possible in the best operating conditions.

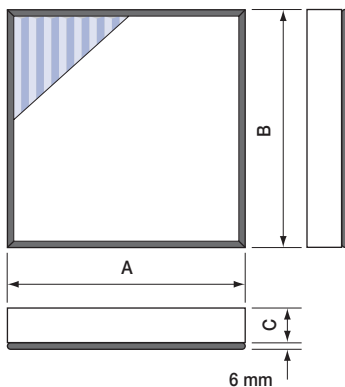
For actual sizes please refer to our Pricelist

Type	Sizes (mm)			Nominal air flow rate Q.		Filtering surface m ²	Initial pressure drop Pa	
	A	B	C	m ³ /h	m ³ /sx10 ⁻³ *		MAB	MAA
MAB - MAA								
3	305	x 305	x 90	150	42	3,6	90	115
42	305	x 610	x 90	300	84	7	90	115
33	305	x 762	x 90	375	105	9	90	115
34	305	x 915	x 90	450	125	11	90	115
43	457	x 457	x 90	340	95	8	90	115
41	457	x 610	x 90	450	125	11	90	115
4	610	x 610	x 90	600	167	15	90	115
7	762	x 610	x 90	750	209	18	90	115
8	915	x 610	x 90	900	250	22	90	115
9	1219	x 610	x 90	1200	333	29	90	115
72	915	x 762	x 90	1130	314	28	90	115
73	1219	x 762	x 90	1500	418	36	90	115
82	915	x 915	x 90	1360	378	33	90	115
83	1219	x 915	x 90	1800	502	44	90	115

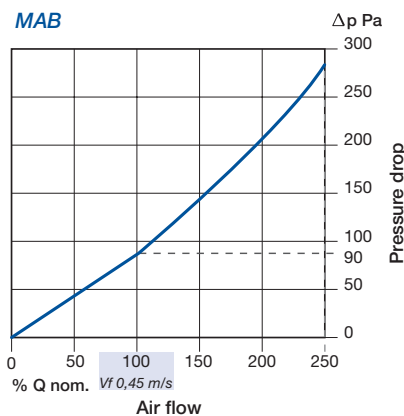
*1 m³/s x 10⁻³ = 1 l/s

Special types: low pressure drop version available (LPD)

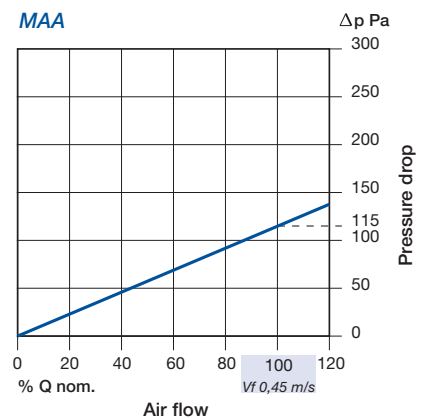
Size - Typical curves



MAB



MAA



If the filters are used in turbulent flows at maximum face velocity, efficiency levels drop by one class.

