



# DUG-B - DUG-A

HEPA and ULPA terminal hoods

Product	DUG - B	DUG - A
MPPS efficiency*	99,995 %	99,9995 %
CEN EN 1822 classification	H 14	U 15
Suggested final pressure drop	400 Pa	400 Pa
Maximum pressure drop	600 Pa	600 Pa
Maximum operating temperature	60 °C	60 °C
Maximum relative humidity	90 %	90 %

\* Average efficiency Punctual efficiency has an admitted penetration rate 5 times higher.

DUG-B and DUG-A terminal hoods are used to create clean rooms with vertical laminar flow; they are generally installed in false ceilings with proper aluminium profiles.

The frame of the hoods is made of extruded anodized aluminium and is connected with a single-block polystyrene plenum, self-extinguishing, stamp-formed and fitted with circular collar.

The filter medium is made of micro-fiber glass, water-proof and fire-proof, mini-pleated with constant pitch; the sealant used is polyurethane based. These filters are fitted with thermo-plastic continuous separators.

The terminals have white epoxy painted micro-drawn steel protection grids. DUG terminal hoods come in two versions: DUG-A ULPA class and DUG-B HEPA class. All the filters are individually tested through a scanning system; at the end of the test they are labeled with the test results.

**Applications** DUG-A and DUG-B terminal hoods are installed in controlled contamination rooms where very high air cleanliness levels are required: electronic, pharmaceutical industries, laboratories, etc. They have been specifically designed for appli-

cation in areas where air cleanliness is a determining factor for the quality of production.

**Installation** The two DUG-A and DUG-B terminals are installed using proper supporting ceiling frames, that guarantee high sealing tightness between the frame and the ceilings.

The terminals are connected using flexible circular ducts to the ducts of the conditioning system.

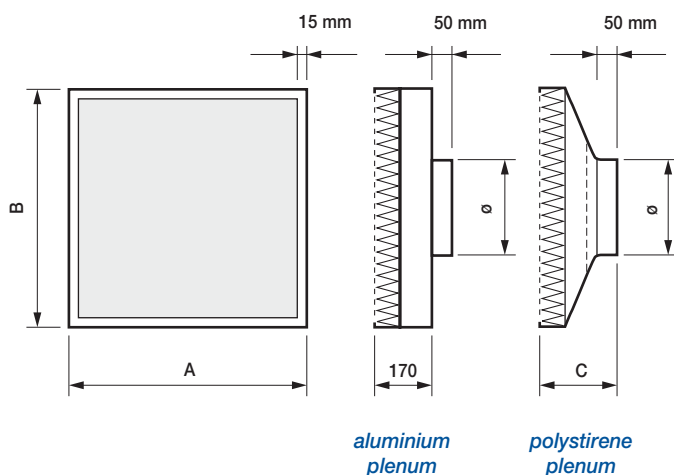
A light depression is kept and maintained in the false ceiling to prevent non-filtered air from entering the clean room below.

Type	Sizes (mm)			Collar ø (mm)	Nominal air flow rate Q.		Filtering surface m <sup>2</sup>	Initial pressure drop Pa	
	DUG - B	A	B		C	m <sup>3</sup> /h		m <sup>3</sup> /sx10 <sup>-3</sup> *	DUG - B
3 **	305	x 305	x 220	150	150	42	2,5	130	150
42	305	x 610	x 220	200	300	84	5	130	150
43 **	457	x 457	x 220	250	340	95	5	130	150
44	595	x 595	x 220	250	570	158	9	130	150
4	610	x 610	x 220	250	600	167	10	130	150
8**	610	x 915	x 220	250	900	250	15	130	150
9	610	x 1219	x 220	250	1200	333	19	130	150
9 / 315	610	x 1219	x 220	315	1200	333	19	130	150
82	915	x 915	x 220	250	1355	376	22	130	150

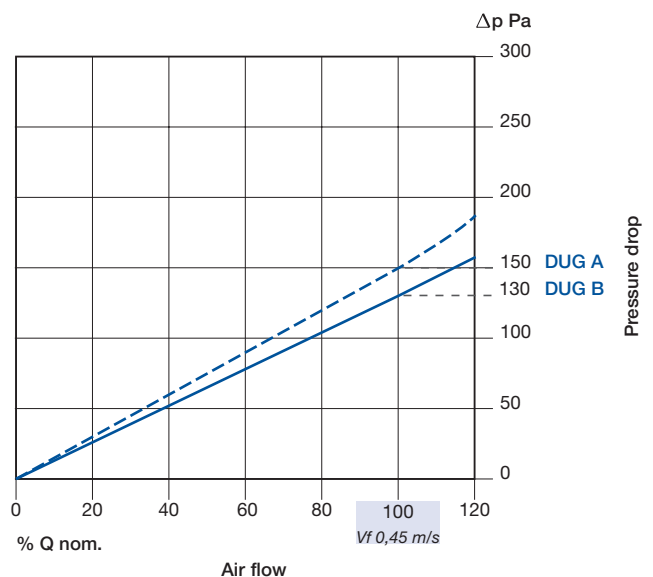
\*1 m<sup>3</sup>/s x 10<sup>-3</sup> = 1 l/s

\*\* Type available only with aluminium plenum

## Size

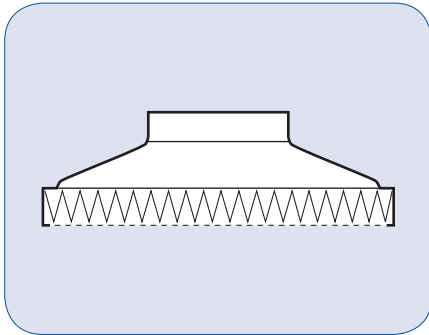


## Typical curves



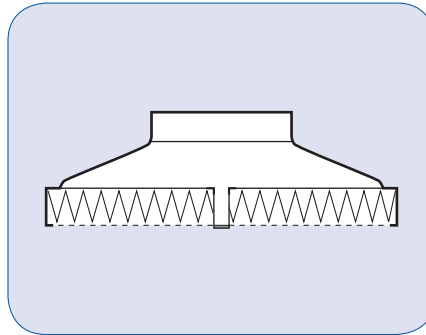
## Options

### DUG-B - DUG - A HEPA and ULPA terminal hoods



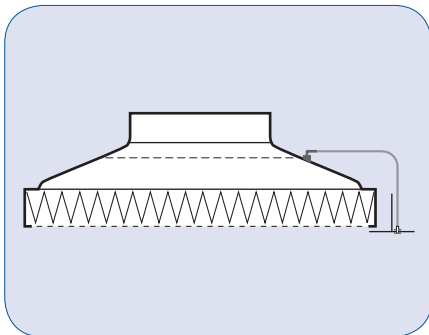
#### DUG B ...

Standard terminal with perforated equalizer panel



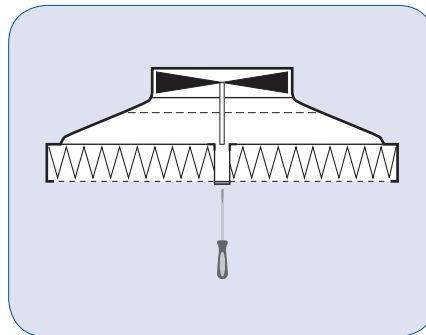
#### DUG B .../ D

Standard terminal with perforated equalizer panel and D.O.P. test "D" port on filter separator.



#### DUG B .../ T

Standard terminal with perforated equalizer panel and D.O.P. test "T" port on plenum.




#### DUG B .../ DR

Standard terminal with perforated equalizer panel and D.O.P. test "D" port on filter separator, multiple blade adjustable damper from clean side of filter.

### Options on request

t	: D.O.P. test-port on plenum
d	: D.O.P. test-port on face in the middle of the filter
dr	: D.O.P. test + adjustable damper in the middle of the filter
fl	: aluminium equalizer
lv	: equalizing micromesh membrane air outlet side

N.B. For flexible pipe for duct connection see data sheet Sagiflex-Air



Available with diffusor  
WS aluminium  
WT aluminium